



PREPARE FOR COLD WEATHER

Don't wait until cold weather is here before making sure your home's heating system is working properly. Stay warm, cozy and safe this winter by preparing now.

Follow these tips to make sure your home's heating system is ready for when the temperature drops:

- **Have a licensed heating contractor perform a pre-winter furnace tune-up.** A clean, well-maintained furnace can ensure that your heating system is running at maximum efficiency and ready to keep you warm. For a list of licensed heating contractors visit www.montana-dakota.com/rates-and-services/trade-ally-program or refer to your local directory.

- **Change your furnace filter monthly.** A dirty filter restricts the flow of heated air from the furnace, causing it to work harder and deliver less heat.
- **Make sure vents in the house are not obstructed.** The air in a home needs to circulate easily through the vents and the furnace works less when heated air is not blocked and cooler air can circulate back freely.

Preparing your furnace to run efficiently will keep you warm all winter long.

ENERGY-SAVING TIPS FOR WINTER

- Install a programmable setback thermostat. An effective way to control heating costs is to set the thermostat for a cooler temperature while away from home and at night while sleeping.
- Check the furnace filter frequently and replace or clean it as needed.
- A humidifier can help control heating costs because the moist air will feel warmer, allowing the thermostat to be set at a lower temperature.
- Adjust register openings in the home. Remember that heat rises, so registers should be partially closed upstairs.
- Use draperies, blinds, curtains or shutters on all windows to slow the loss of heat through the glass. Keep window coverings open on sunny days to let in the sun's warmth.
- Rearrange furniture, placing it next to inside walls and away from windows. Avoid blocking registers with furniture, draperies or carpet.
- Use kitchen, bath and other ventilating fans sparingly. In just one hour, these fans can exhaust a houseful of warm air.
- Make sure the mountings on ceiling fans are snug and tight. Use clear caulking to seal any leaks or minor cracks around them.
- Purchase inexpensive, pre-cut insulation gaskets and seal out cold air entering the home through electrical switches and outlet plates.
- Closets and cabinets on outside walls can leak a great deal of cold air, so make sure the doors fit snugly and keep them tightly closed.

09/2024

BALANCED BILLING

Take the guesswork out of budgeting:

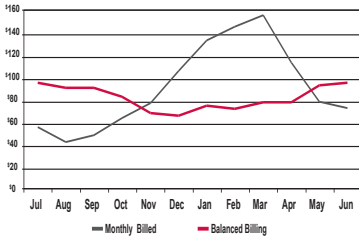
Balanced Billing provides customers a way to avoid the highs and lows associated with normal monthly billing. This plan helps take the guesswork out of budgeting for utility bills.




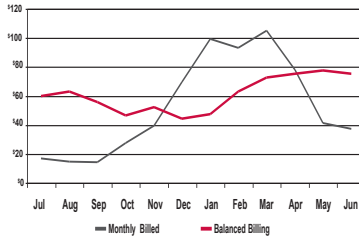
How Balanced Billing works: A customer's monthly bill is computed by taking an average of their natural gas usage during the previous 11 months and the current month's usage. Current energy rates are then applied to this average monthly usage to calculate the current payment due. Averaging a customer's usage over the year can reduce large cost fluctuations from extreme weather conditions.

Utility bill comparison examples: The graphs illustrate the fluctuation of a customer's normal monthly bill compared to a Balanced Billing average.

GAS & ELECTRIC BILL COMPARISON



GAS ONLY BILL COMPARISON



IS YOUR PILOT LIGHT WORKING?

Cooler weather will be here before you know it, and you don't want to be caught off guard on a chilly night. If your pilot light needs to be lit, avoid the rush and the weather, contact a licensed heating vendor.

Average low temperatures for Montana-Dakota customers are in the high 40's in September and 30's in October. It is hard to predict when the first cold snap will hit, but you can be ready for it.

For a list of licensed heating contractors visit www.montana-dakota.com/rates-and-services/trade-ally-program refer to your local directory or search online.

To sign up for Balanced Billing, visit www.montana-dakota.com or call 800-638-3278



Scan the QR code with your mobile device to visit our website.



www.montana-dakota.com

800-638-3278